

Genesis
Entrance Composite Doors
BISON

BRITDOR®



SOLID TIMBER CORE

Edition 1.1

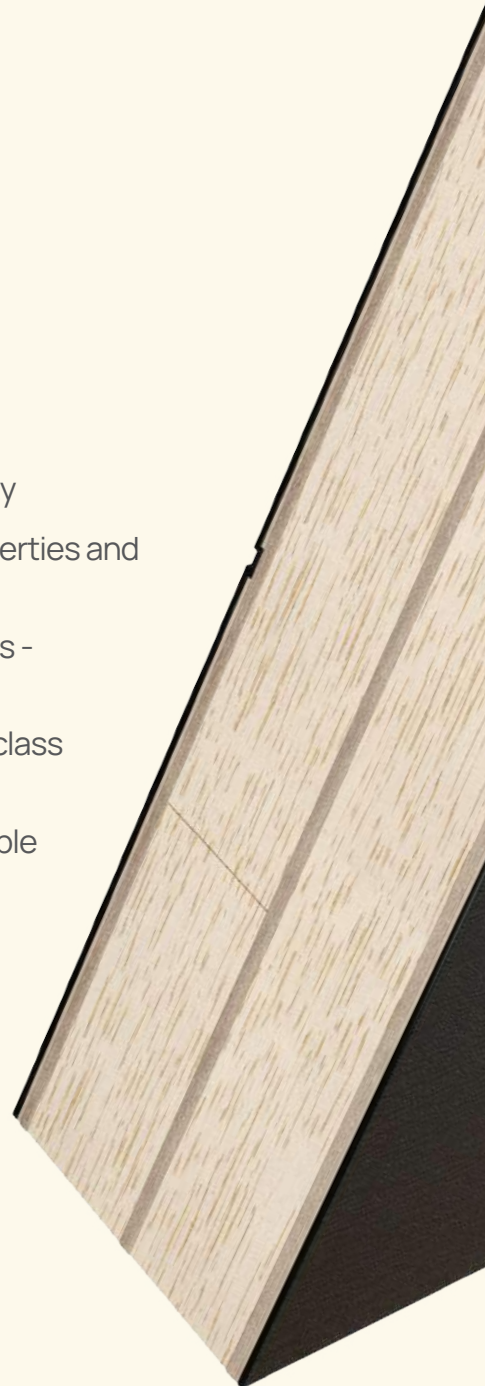
FEATURES & BENEFITS



- ◆ Solid timber core for superior strength, security and durability
- ◆ Thermoplastic CoolSkin outer layer with heat reflective properties and a beautiful, defined wood-grain finish
- ◆ Available in the widest range of solid timber core door options - including exclusive styles: Enzo, Glenman and Eaton
- ◆ Variety of popular, standard colours available including first-class wood stains: Golden Oak, Rosewood and Irish Oak
- ◆ Flexible sizing with both taller and narrower door sizes available
- ◆ Foil-match technology ensure a seamless finish across door and profiles



DESIGNED & MADE
IN BRITAIN





SEAMLESS FRAME MATCHING

INTRODUC



Carnoustie



Sunningdale



Eaton

THE SOL

ING



St Mark

Enzo Augusta

Monza II Augusta

OLID RANGE

| Traditional

PANELLED



TROON

Colour · Agate Grey
Glass · Louisiana



| Traditional

PANELLED



Our timeless panelled doors are designed to replicate the most popular traditional door styles with highly defined mouldings.



CARNOUSTIE

Colour · Green
Glass · Prestige

Troon



Colour · Pebble Grey
Glass · Impression

Penina



Colour · Anthracite Grey
Glass · Tiffany

Muirfield



Colour · Silver Grey
Glass · Belgravia

Pinehurst




Colour · Blue
Glass · Cubic

Muirfield Solid



Colour · Irish Oak

SPECIALLY SELECTED



Colour · Slate
Glass · Trio Diamond



Colour · Cream
Glass · Metropolis



Colour · Chartwell Green
Glass · Victorian Border

I Traditional

Riviera



Colour · Chartwell Green
Glass · Victorian Border

Sunburst



Colour · Blue
Glass · Satin

Portrush



Colour · Duck Egg Blue
Glass · Trio Diamond

Turnberry

Available as 11Grid



Colour · White
Glass · Synergy



RIVIERA
Colour · Agate Grey
Glass · Prestige



LYTHAM

Colour · Chartwell Green
Glass · Louisiana

Lytham 4Grid



Colour · Green
Glass · Optimal

Lytham 9Grid



Colour · Pebble Grey
Glass · Satin

SPECIALLY SELECTED



Colour · Anthracite Grey
Glass · Skyscraper



Colour · Silver Grey
Glass · Optimal



Colour · Red
Glass · Palazzo

I Traditional

EATON

Including Knightsbridge and Tatton. Featuring pointed mouldings with in-depth details giving a premium feel.



EATON

Colour · Agate Grey
Glass · Casino

Eaton

Available as 4Grid



Colour · Blue
Glass · Jazz

Knightsbridge



Colour · Red
Glass · Trio Diamond

Tatton

Available as 4Grid & 9Grid



Colour · Black/ Brown
Glass · Palazzo

Eaton 4Grid




Colour · Rosewood
Glass · Satin

Tatton 9Grid



Colour · White
Glass · Optimal

SPECIALLY SELECTED



Colour · Black
Glass · Impression



Colour · Golden Oak
Glass · Metropolis



Colour · Green
Glass · Louisiana

| Traditional

FARMHOUSE



SUNNINGDALE

Colour · Agate Grey
Glass · Graphite



I Traditional

FARMHOUSE

Including 7 different styles. A grooved, panelled look giving a cottage feel.



BELFRY

Colour · Pebble Grey
Glass · Belgravia

Sunningdale



Colour · Green
Glass · Louisiana

Pevero



Colour · Duck Egg Blue
Glass · Graphite

Farmhouse Solid



Colour · Irish Oak

Belfry 3



Colour · Cream
Glass · Cubic

Merion

Available as 4Grid



Colour · Chartwell Green
Glass · Satin


SPECIALLY SELECTED



Colour · Blue
Glass · Victorian Border



Colour · Red
Glass · Artemis



Colour · Slate
Glass · Satin

| Contemporary

FLUSH



SEMINOLE 4

Colour · Black/ Brown
Glass · Louisiana



| Contemporary

FLUSH

A range of 7 modern styles, including Augusta and Oakmont, with no moulding for a sleek, contemporary look.



VILAMOURA

Colour · Green
Glass · Birchwood

FLiP Barcelona Left



Colour · Black/ Brown
Glass · Victorian Border

Seminole 4



Colour · Duck Egg Blue
Glass · Tectronic

FLiP Barcelona Right



Colour · Pebble Grey
Glass · Cubic

Vilamoura



Colour · Agate Grey
Glass · Graphite

Seminole 4 Left



Colour · Slate
Glass · Satin

SPECIALLY SELECTED



Colour · Blue
Glass · Belgravia



Colour · Cream
Glass · Palazzo



Colour · Green
Glass · Victorian Border

I Contemporary

Oakmont



Colour · Agate Grey
Glass · Belgravia

Augusta Long



Colour · Red
Glass · Louisiana

Oakmont



Colour · Anthracite Grey
Glass · Tectronic

Chantilly



Colour · Duck Egg Blue
Glass · Birchwood



CHANTILLY
Colour · Blue
Glass · Victorian Border



AUGUSTA

Colour · Slate
Glass · Impression

Augusta




Colour · White
Glass · Graphite

Augusta Long Left



Colour · Pebble Grey
Glass · Skyscraper

SPECIALY SELECTED



Colour · Black
Glass · Deco



Colour · Silver Grey
Glass · Louisiana



Colour · Red
Glass · Victorian Border

| Contemporary

GLENMAN

Including Gleneagles and St Mark. Evocative of 1930s style doors with two long angular panels.



ST MARK

Colour · Anthracite Grey
Glass · Skyscraper

Gleneagles

Available as 4Grid

St Mark

St Mark



Colour · Black/ Brown
Glass · Louisiana



Colour · Green
Glass · Tiffany



Colour · Agate Grey
Glass · Victorian Border

Gleneagles 4Grid

Glenman Solid



Colour · Silver Grey
Glass · Optimal



Colour · Blue


SPECIALLY SELECTED



Colour · Duck Egg Blue
Glass · Victorian Border



Colour · Rosewood
Glass · Impression



Colour · Chartwell Green
Glass · Satin

I Designer

MONZA II



AUGUSTA LONG


Colour · Anthracite Grey
Glass · Graphite



I Designer

MONZA II

Including Augusta, Augusta Long, Oakmont and Square. A stunningly geometric, angular slab, featuring beautiful linear etched detailing.



AUGUSTA

Colour · Agate Grey
Glass · Etch Lines

Square 4



Colour · Red
Glass · Artemis

Oakmont



Colour · Cream
Glass · Skyline

Augusta Long Left



Colour · Blue
Glass · Louisiana

Augusta Left



Colour · Black
Glass · Skyscraper

Monza II Solid



Colour · Silver Grey

SPECIALLY SELECTED



Colour · Green
Glass · Louisiana



Colour · Anthracite Grey
Glass · Lotus



Colour · Slate
Glass · Victorian Border

I Designer

ENZO

Including Augusta and Augusta Long. Ultra modern with a pre-engraved edge to edge line design and smooth Links-style finish.



AUGUSTA

Colour · Anthracite Grey
Glass · Metropolis

Augusta



Colour · Pebble Grey
Glass · Lotus

Augusta Long



Colour · Black/ Brown
Glass · Skyscraper

Enzo Solid



Colour · Black

Augusta Long Left



Colour · Red
Glass · Graphite

Augusta Right




Colour · Silver Grey
Glass · Satin

SPECIALLY SELECTED



Colour · Duck Egg Blue
Glass · Palazzo



Colour · Slate
Glass · Deco



Colour · Blue
Glass · Impression

SIDELIGHTS

A range of panelled and flush sidelights to suit any door style.



Sidelight · Solid

Sidelight · Muirfield

Sidelight · Penina

Sidelight · Birkdale

Sidelight · Carnoustie



Sidelight · Troon



Flush Sidelight · Medinah



Flush Sidelights use flat grained cassettes only

YOUR DOOR, YOUR WAY

Follow the next steps to create
your perfect door...

Step 1: Choose your door style

TRADITIONAL



Carnoustie



Birkdale



Penina



Pinehurst



Troon



Muirfield



Muirfield Solid



Riviera



Portrush



Sunburst



Lytham



Lytham 4Grid



Lytham 9Grid



Turnberry



Turnberry 11Grid

TRADITIONAL



Belfry



Belfry 3



Pevero



Sunningdale



Farmhouse Solid



Merion



Merion 4Grid



Eaton Solid



Eaton



Eaton 4Grid



Knightsbridge
Solid



Knightsbridge



Tatton



Tatton 4Grid



Tatton 9Grid

STEP 1

CONTEMPORARY



Chantilly



Seminole



Vilamoura



Oakmont



Augusta



Augusta Long



FLiP Barcelona



Glenman Solid



St Mark



Gleneagles



Gleneagles 4Grid

DESIGNER



Monza II Solid



Monza II Augusta Long



Monza II Augusta



Monza II Square



Monza II Oakmont



Enzo Solid



Enzo Augusta



Enzo Augusta Long



Step 2: Choose your door colour



Black



Black/ Brown



Anthracite Grey



Slate



Blue



Green



Red



Chartwell Green



Duck Egg Blue



Silver Grey



Agate Grey



Pebble Grey



Cream



White

PERFECT STAINING

Colours and stains achieved using foil technology allowing for seamless colour matching with coloured and stained door and window frames.




Irish Oak



Rosewood



Golden Oak



We have made every effort to match the colour and stain you see in the brochure so it's as close as possible to our paint when applied to the doors. Due to the nature of the product it is applied to, there is sometimes a difference between them which we cannot avoid. The colour, intensity and sheen level may differ from the paper print version and we do not accept any liability for this for whatever reason. To ensure that you are getting the right colour on your door, you can request a colour booklet.



CARNOUSTIE

Colour · Red
Glass · Louisiana

Step 3: Choose your glass



Clear/Satin



Artemis



Victorian Border



Belgravia



Skyline



Prestige



Trio Diamond



Tiffany



Impression



Etch Lines



Casino



Jazz



Cubic



Birchwood



Deco



Louisiana



Graphite



Lotus



Metropolis



Tectronic



Palazzo



Synergy



Skyscraper



Optimal

Step 4: Check Glass Availability

Check chart below for glass availability in chosen door style.

	Clear/ Satin*	Artemis	Victorian Border	Belgravia	Skyline	Prestige	Trio Diamond	Tiffany	Impression	Etch Lines	Casino	Jazz	Cubic	Birchwood	Deco	Louisiana	Graphite	Lotus	Metropolis	Tectronic	Palazzo	Synergy	Skyscraper	Optimal
Carnoustie / Knightsbridge	•	•	•	•		•	•	•	•				•	•		•	•		•	•	•		•	
Birkdale	•	•	•	•		•	•	•	•				•	•		•	•		•	•	•		•	
Penina	•	•	•	•		•	•	•	•				•	•		•	•		•	•	•		•	
Pinehurst	•	•	•	•									•			•	•							
Troon	•	•	•	•		•	•		•					•		•	•		•	•				
Muirfield	•	•	•	•		•	•		•				•	•		•	•		•	•	•			
Riviera	•	•	•			•	•		•					•										
Portrush	•	•	•			•	•		•				•											
Sunburst	•																							•
Lytham/ Tatton	•		•				•		•		•					•			•				•	
Lytham/ Tatton 4Grid & 9Grid	•																							•
Turnberry	•		•																				•	
Turnberry 11Grid	•																							•
Gleneagles	•		•					•	•							•	•	•					•	•
Gleneagles 4Grid	•																							•
St Mark	•		•					•	•							•							•	
Belfry 1 & 3	•	•	•	•									•			•	•							
Pevero	•	•	•	•									•			•	•							
Sunningdale	•	•	•	•		•	•		•					•		•	•		•	•				
Merion/ Eaton	•	•	•	•							•	•				•			•			•		•
Merion/ Eaton 4Grid	•																							•
Chantilly	•	•	•			•	•		•					•										
Seminole 4	•	•	•	•		•	•		•				•	•		•	•		•	•	•			
Vilamoura	•	•	•	•		•	•		•				•	•		•	•		•	•	•			
Oakmont	•		•	•	•								•					•		•				
Augusta	•	•	•						•	•					•	•	•	•	•		•		•	
Augusta Long	•	•	•				•	•	•	•					•	•	•	•	•		•		•	
FLIP Barcelona	•	•	•	•		•	•		•				•	•		•	•		•	•	•			
Monza II / Enzo Augusta	•	•	•						•	•					•	•	•	•	•		•		•	
Monza II / Enzo Augusta Long	•	•	•				•	•	•	•					•	•	•	•	•		•		•	
Monza II Square	•	•	•	•									•			•	•							
Monza II Oakmont	•		•	•	•								•					•		•				

*Clear glass not available for Grid styles.

Genesis
Entrance Composite Doors
BISON

 **BRITDOR®**

All images portrayed in this brochure should not be reproduced without specific written permission from the original owner of the artwork. Images, designs and colours are for illustrative purposes only and may differ when manufactured. We reserve the right to amend or withdraw any products within this brochure without prior notice. Door colours shown in this brochure should be used for guidance only. We have made every effort to match the colour and stain you see in the brochure so it's as close as possible to our paint when applied to the doors. Due to the nature of the product it is applied to, there is sometimes a difference between them which we cannot avoid. The colour, intensity and sheen level may differ from the paper print version and we do not accept any liability for this for whatever reason. To ensure that you are getting the right colour on your door, you can request a colour booklet.